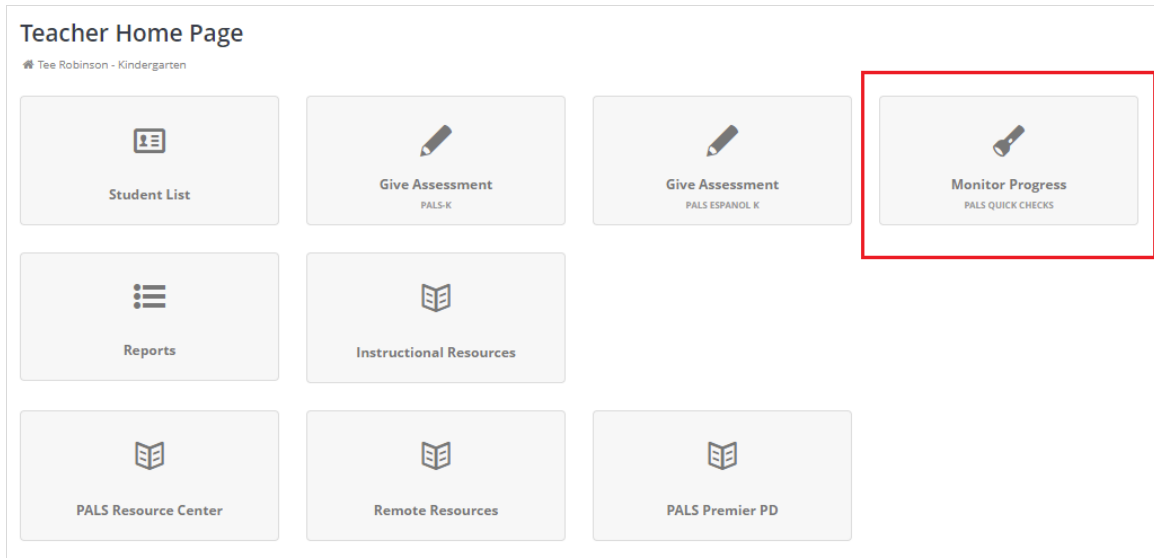
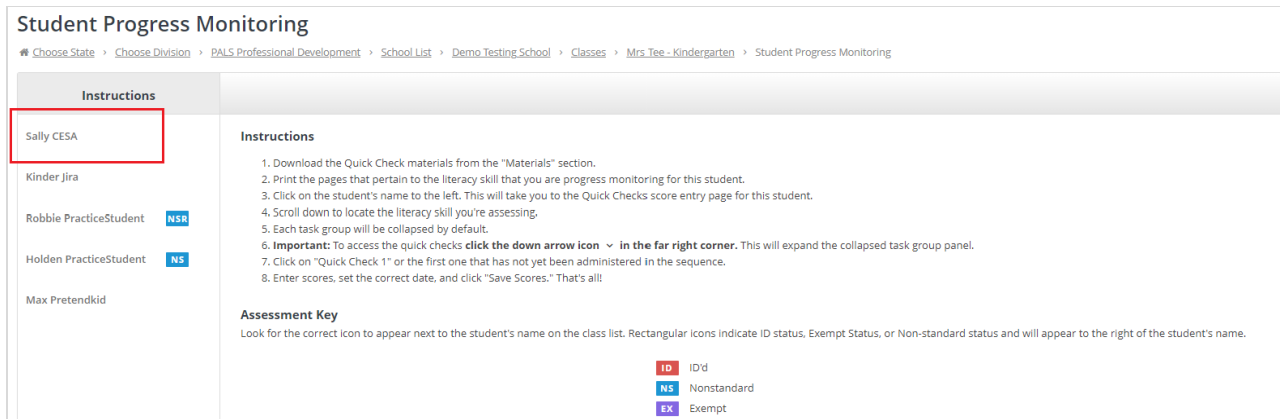


How to Delete Quick Check Scores in the PALS Online System

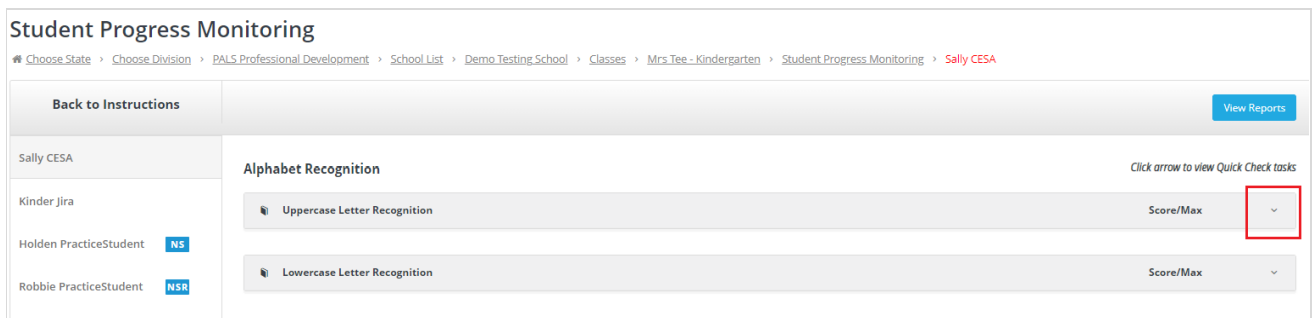
1. Go to *Monitor Progress* on the Teacher Home Page.



2. Click the needed student's name from the left-hand side.



3. Click the down arrow to view the Quick Checks under the needed skill.



4. You will see a red X next to Quick Checks for which scores have been saved. Click the X next to the one for which you want to delete scores.

Alphabet Recognition Click arrow to view Quick Check tasks

Uppercase Letter Recognition	Score/Max
Quick Check 1	20 / 26 ✖
Quick Check 2	13 / 26 ✖
Quick Check 3	/ 26
Quick Check 4	/ 26

5. You will see a warning message that asks if you are sure and lets you know this action cannot be undone. Click *Yes, delete it*, and then the process is complete.

Alphabet Recognition Click arrow to view Quick Check tasks

Uppercase Letter Recognition	Score/Max
Quick Check 1	20 / 26 ✖
Quick Check 2	13 / 26 ✖
Quick Check 3	/ 26
Quick Check 4	/ 26

Are you sure?

You won't be able to revert this!

Yes, delete it!Cancel