



# Guess My Word

Skill: Segmenting



<u>What you need</u>	<u>Who can play</u>
Printed copy of pictures (attached) Scissors	Child and adult / older sibling

**Segmenting** involves hearing a word and separating it into its individual sounds in your mind. This skill is one part of **phonological awareness**. It will be needed when children are “sounding out” words to determine which sounds they contain so that they can write them. For example, the word *top* can be separated into the sounds /t/ /o/ /p/.

## What you do

1. Review the name of the object in each picture with your child.
2. Put the pictures face down in the center of a table.
3. Have your child choose one of the pictures, not letting you see it.
4. Have your child make the first sound in the name of the picture, and you repeat it after them.
5. Then have him/her make the second sound, and you repeat it.
6. Have them make the final sound, and you repeat it.
7. After the last sound, you say all the sounds again in order and then blend them together into the word that names the picture. Have your child tell you if you are right or not and make the sounds again if needed, including any corrections.

## Other ways to play

1. Take turns being the one choosing pictures and making the sounds.
2. Gather small objects from around your home that your child can use to segment into sounds, or have them think of things in your home to segment.

## Taking it further

1. Use pictures of things with more than one syllable (attached).
2. Have your child think of a word that *rhymes with* a selected picture or object and make the sounds for that word. Use that as a clue to guess the picture or object they are thinking of. For example, they segment *pup* into sounds, and you guess *cup*.



### ***Key to segmenting pictures of things with one syllable***

cat = c-a-t

hen = h-e-n

duck = d-u-ck

dog = d-o-g

pig = p-i-g

lamb = l-a-mb

horse = h-or-se

goat = g-oa-t

ring = r-ing

king = k-ing

pen = p-e-n

frog = f-r-o-g

clock = c-l-o-ck

sock = s-o-ck

boat = b-oa-t

bat = b-a-t

### ***Key to segmenting pictures of things with more than one syllable***

walrus = w-al-r-u-s

flamingo = f-l-a-m-ing-o

cookies = c-oo-k-ie-s

popcorn = p-o-p-c-or-n

turtle = t-ur-t-le

sandwich = s-a-n-d-w-i-ch

pizza = p-i-zz-a

kangaroo = k-ang-a-r-oo




dolphin = d-ol-ph-i-n

octopus = o-c-t-o-p-u-s





jellyfish = j-e-ll-y-f-i-sh

elephant = e-l-e-ph-a-n-t

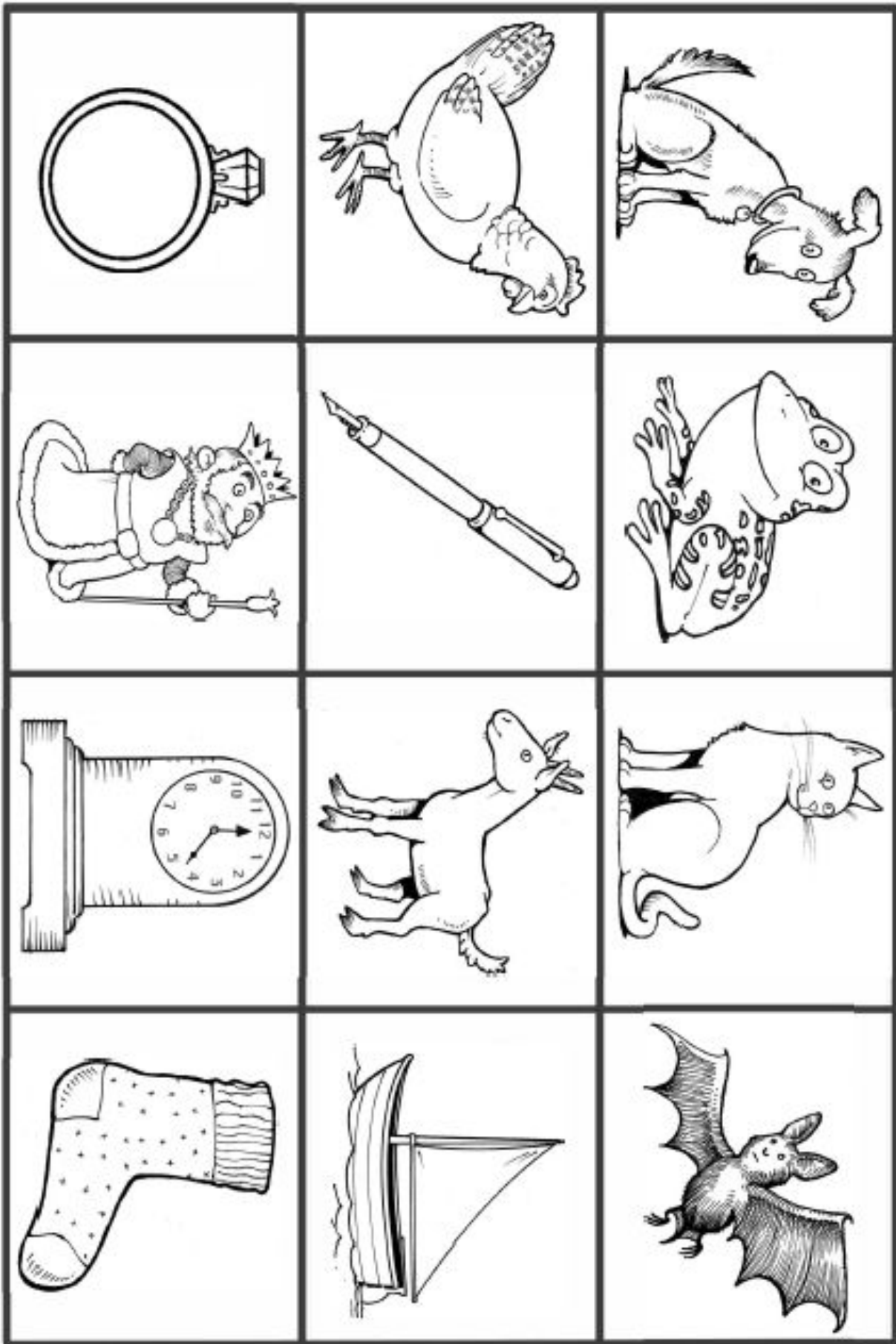
Pictures of things with one syllable



Pictures of things with one syllable



Pictures of things with one syllable



Pictures of things with more than one syllable

