

Using the PALS Grouping Function to create small, flexible groups

Teachers and reading specialists can get support for forming small, flexible groups based on instructional levels in reading and spelling so that they can deliver targeted instruction during parts of the day to students who have similar instructional levels and needs.

Both school-level and teacher-level users have this function available in the PALS Online account as soon as complete diagnostic data has been entered for the current assessment window.

- Administrators are able to create cross-class grouping to form **Literacy Groups** (all grade-level students are available for grouping in grades 1-8) or **Intervention Groups** (Identified students are available for grouping in grades K-8).
- Teachers in grades 1-8 are able to create up to four groups within each class.

A few points to consider:

- The grouping features are only available when **all required tasks to achieve diagnosis of instructional reading level and spelling stage are completed and entered for the current assessment window**. The PALS Online System clears existing groups at the beginning of each window, so that instructional groupings are based on the most current data.
- The grouping function assumes that the **Word Recognition in Isolation task** is given correctly (allowing less than 1 second exposure for each word). This results in a more accurate diagnosis of Instructional Oral Reading Level.
- When making decisions about how to group students, consider the following:
 - **Use recent data** to make instructional grouping decisions.
 - Consider the **size of the class and the size of the groups**. Too many groups translates to less time and attention per group. On the other hand, students with more intensive needs may need to be in a smaller group to get more one-on-one attention.
 - Think about the **range of instructional levels** in the class, and whether they share similar instructional needs.
 - Factor in your **daily schedule and the staff available** to provide instruction.
- Make sure to keep your groups **flexible**. Flexible groups are “groups that are formed and reformed at regular intervals on the basis of new student achievement data.” Revisit group assignments at regular intervals throughout the year (e.g., every 6-8 weeks). That said, avoid changing students’ groups so often that students are unable to establish themselves and gain confidence within a group.

See below for step-by-step instructions for using the various grouping functions.

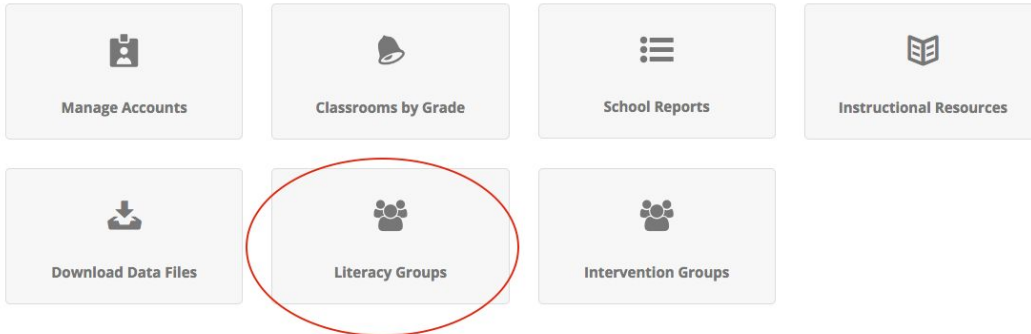
School-Level Users - Literacy Groups

School-level users use the Literacy Groups link to create “cross-class” groups of students who have similar instructional levels and needs. This function allows selection from all first through 8th grade students in a grade level for which complete scores for the current assessment window have been entered.

1. Log in as a school-level user and click on “Literacy Groups.”

School Home Page

Testing Division > School List > PALS Training School



2. Click on group grade level and name the group.

www.palsk8.com says:

Enter Group Name

Cancel OK

Literacy Groups

Testing Division > School List > PALS Training School > Literacy Groups

The screenshot shows the Literacy Groups page with four main sections: Name New Group, Current Groups, Group Actions, and View Results. A red arrow points from the '1' button in the 'Name New Group' section to the 'Monday Group' input field in the dialog box.

Name New Group

Click on the grade level below to name your new literacy group. Once the group has been named, use the "Modify Group" button above to add students.

1 2 3 4
5 6 7 8

Current Groups

Use the "Name New Group" function to the right to create cross-class literacy groups for grades 1-8.

FIRST GRADE
Friday Flyers
red group
Blue Group

SECOND GRADE
Tuesday Book Buddies

Group Actions

Select a literacy group from the list to the left, then select an action from the choices below.

Modify Group
Remove group
View Group

View Results

Select a literacy group from the list to the left, then select a report from the choices below.

Reading Levels
Spelling/Phonics Knowledge

- In the Current Groups column, click on the group you just named and then in the Group Actions column click Modify Group.

Literacy Groups

Testing Division > School List > PALS Training School > Literacy Groups

| Name New Group | Current Groups | Group Actions | View Results |
|---|--|---|---|
| <p>Click on the grade level below to name your new literacy group. Once the group has been named, use the "Modify Group" button above to add students.</p> <p>1 2 3 4 5 6 7 8</p> | <p>Use the "Name New Group" function to the right to create cross-class literacy groups for grades 1-8.</p> <p>FIRST GRADE Friday Fyers red group Blue Group Monday group</p> <p>SECOND GRADE Tuesday Book Buddies</p> | <p>Select a literacy group from the list to the left, then select an action from the choices below.</p> <p>Modify Group Remove group View Group</p> | <p>Select a literacy group from the list to the left, then select a report from the choices below.</p> <p>Reading Levels Spelling/Phonics Knowledge</p> |

- Choose students from this chart for your group. All students in that grade level, with complete scores, will be available.

GROUPING CHART



This report groups students with feature scores by Instructional Oral Reading Level and Spelling Stage.


Students for whom complete spelling feature scores have not been entered will not be included in this report.

- Click on the name of each student you wish to add to the group. A red check will appear by their name. Suggestions for grouping can be found below this chart.
- To delete a student from the group, click on the student's name a second time and the red check will disappear.
- Once all students in the group have been selected, click on the "Grouping Report" button to view the instructional oral reading level and spelling feature scores for each student in the group.

[Click here for your Grouping Report](#)

| Spelling Stage → Instr. ORL ↓ | Emergent/Early Letter Name | Letter Name | Within Word Pattern | Syllables & Affixes | Derivational Relations |
|-------------------------------------|---|---|------------------------|------------------------|---------------------------|
| R | <input type="checkbox"/> Istudent PlusDemo <input type="checkbox"/> Jstudent PlusDemo <input type="checkbox"/> Jstudent PlusPractice <input type="checkbox"/> Gstudent PlusPractice <input type="checkbox"/> Qstudent PlusPractice <input type="checkbox"/> Firstgrader Qstudent <input type="checkbox"/> Firstgrader StudentC <input type="checkbox"/> Firstgrader StudentK | | | | |
| R/PP | <input type="checkbox"/> Bstudent PlusDemo <input type="checkbox"/> Fstudent PlusPractice | | | | |
| PP | | <input type="checkbox"/> Dstudent PlusDemo <input type="checkbox"/> Rstudent PlusPractice <input type="checkbox"/> Ostudent PlusPractice | | | |

5. At the bottom of that chart, click on “Click here for your Grouping Report”.



6. Your Grouping Report will show Spelling and IORL data for each student in your group.

GROUPING REPORT - FALL 2017



This report groups all students in the class for whom complete spelling feature scores were entered.

Division: *Testing Division

School: PALS Training School

Grade: 1

GROUP: Monday group

| Student Name | Instr. ORL | Spelling Stage | Spelling Feature Scores | | | | | | | | | | | | |
|--------------------------|------------|----------------|-------------------------|-----|-----|---|----|---|------|----|-----|----|----|---|-----|
| | | | Beg | End | Dig | B | SV | N | CVCe | LV | R/L | AV | SJ | A | Der |
| 1. Dstudent PlusDemo | PP | LN | 4 | 3 | 4 | 4 | 4 | 3 | 3 | | | | | | |
| 2. Sstudent PlusPractice | PP | LN | 4 | 4 | 3 | 0 | 4 | 0 | 0 | | | | | | |
| 3. Firstgrader StudentD | PP | LN | 4 | 3 | 2 | 1 | 2 | 1 | 0 | | | | | | |
| 4. Firstgrader StudentF | PP | LN | 4 | 4 | 4 | 4 | 3 | 3 | 1 | | | | | | |

* Rate (WPM) too low for this Instructional Oral Reading Level. ?

This report does not include scores for students who were administered the PALS assessment under non-standard conditions.

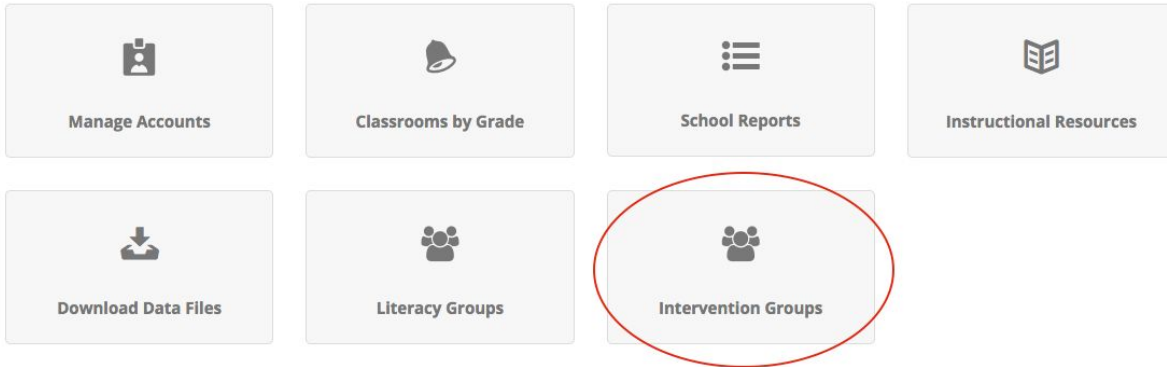
School-Level Users - Intervention Groups

School-level users use the Intervention Groups link to create “cross-class” groups of K-8 students who have been identified by their most recent PALS screening scores as needing intervention instruction in literacy.

1. Log in as a school-level user and click on “Intervention Groups.”

School Home Page

Testing Division > School List > PALS Training School



2. Once you are on the Intervention Groups page, follow the same directions as used above to create Literacy Groups.

Intervention Groups

Testing Division > School List > PALS Training School > Intervention Groups

Students in PALS intervention groups should receive 2.5 hours of additional instruction a week in groups no larger than 5:1.

| Name New Group | Current Groups | Group Actions | View Results |
|--|--|--|--|
| <p>Click on the grade level below to name your new intervention group. Once the group has been named, use the "Modify Group" button above to add students.</p> <p>K 1 2 3 4 5 6 7 8</p> | <p>Use the "Name New Group" function to the right to create pull-out intervention groups for grades K-8.</p> <p>FIRST GRADE Wednesday Intervention Group Monday Group</p> <p>FIFTH GRADE Fifth Grade Dragons</p> <p>KINDERGARTEN Tuesday Kindergarten Buddies Kindergarten Circle</p> | <p>Select an intervention group from the list to the left, then select an action from the choices below.</p> <p>Modify Group Remove group View Group</p> | <p>These reports are available in the spring semester.</p> |

Teacher-Level Users: My Groups (Grades 1-8)

Teachers use the *My Groups* link to create within class groups of students who have similar instructional levels and needs. This would include all students in a class for which complete scores for the current assessment window have been entered.

1. Log in to your teacher-level account and click on “My Groups.”

Teacher Home Page

Testing Division > School List > PALS Training School > Classrooms by Grade > PALS Practice Teacherfive - First grade

The Teacher Home Page features a grid of six navigation buttons: Student List, My Groups (circled in red), Reports, Give Assessment (PALs PLUS), RTI Quick Check, and Instructional Resources.

2. The PALS Online System has grouped students according to Spelling Stage and Instructional Oral Reading Level.

- Use the far right column to click on and drag a student to a new group. The PALS Online System will allow you to create up to four flexible groups.
- Once satisfied with groups, click Save, and your Grouping Report will become available.

Grouping

Testing Division > School List > PALS Training School > Classrooms by Grade > Practice Plus Teacher Two - First grade > Grouping Chart

| SPELLING LEVEL READING LEVEL | EMERGENT / EARLY LETTER NAME | LETTER NAME | WITHIN WORD PATTERN | SYLLABLES & AFFIXES | DERIVATIONAL RELATIONS |
|---------------------------------|---|--|--|------------------------|---------------------------|
| R | Jstudent PlusPractice Gstudent PlusPractice Qstudent PlusPractice | | | | |
| R/PP | Fstudent PlusPractice | | | | |
| PP | | Sstudent PlusPractice Kstudent PlusPractice Rstudent PlusPractice Ostudent PlusPractice | | | |
| BTW PP/P | | Mstudent PlusPractice Tstudent PlusPractice | | | |
| P | | | | | |
| BTW P/1ST | | | | | |
| 1ST | | | Pstudent PlusPractice Astudent PlusPractice | | |
| BTW 1ST/2ND | Hstudent PlusPractice | | | | |
| 2ND | | Nstudent PlusPractice | | | |
| BTW 2ND/3RD | | | | | |
| 3RD | | | | | |
| BTW 3RD/4TH | | | | | |
| 4TH | | | | | |
| BTW 4TH/5TH | | | | | |
| 5TH | | | | | |
| BTW 5TH/6TH | | | | | |
| 6TH | | | | | |
| BTW 6TH/7TH | | | | | |
| 7TH | | | | | |

Current Groupings

Group 1

- Jstudent PlusPractice
- Gstudent PlusPractice
- Qstudent PlusPractice
- Fstudent PlusPractice

Group 2

- Hstudent PlusPractice

Group 3

- Sstudent PlusPractice
- Kstudent PlusPractice
- Rstudent PlusPractice
- Ostudent PlusPractice
- Mstudent PlusPractice
- Tstudent PlusPractice

Group 4

- Nstudent PlusPractice

Save

View Group Report

3. Your Grouping Report will show Spelling and IORL data for each student in each group.

GROUPING REPORT - FALL 2017

Teacher: Practice Plus Teacher Two

Grade: First Grade

School: PALS Training School

Total Students in Class: 20

Total Students Assessed: 14

Total Students Identified: 1

GROUP: 1

| Student Name | Instr. ORL | Spelling Stage | Spelling Feature Scores | | | | | | | | | | | | | |
|--------------------------|------------|----------------|-------------------------|-----|-----|---|----|---|------|----|-----|----|----|---|-----|--|
| | | | Beg | End | Dig | B | SV | N | CVCe | LV | R/L | AV | SJ | A | Der | |
| 1. Fstudent PlusPractice | R/PP | E/ELN | 4 | 4 | 4 | 4 | 4 | 4 | 4 | 4 | 4 | | | | | |
| 2. Gstudent PlusPractice | R | E/ELN | 3 | 3 | 4 | 4 | 1 | 4 | 2 | | | | | | | |
| 3. Jstudent PlusPractice | R | E/ELN | 4 | 4 | 1 | 4 | 3 | 3 | 1 | | | | | | | |
| 4. Qstudent PlusPractice | R | E/ELN | 3 | 3 | 2 | 3 | 1 | 0 | 0 | 2 | 2 | 4 | 2 | 2 | 3 | |

GROUP: 2

| Student Name | Instr. ORL | Spelling Stage | Spelling Feature Scores | | | | | | | | | | | | | |
|--------------------------|-------------|----------------|-------------------------|-----|-----|---|----|---|------|----|-----|----|----|---|-----|--|
| | | | Beg | End | Dig | B | SV | N | CVCe | LV | R/L | AV | SJ | A | Der | |
| 1. Hstudent PlusPractice | btw 1st/2nd | E/ELN | 0 | 0 | 0 | 0 | 0 | 0 | 0 | | | | | | | |

GROUP: 3

| Student Name | Instr. ORL | Spelling Stage | Spelling Feature Scores | | | | | | | | | | | | | |
|--------------------------|------------|----------------|-------------------------|-----|-----|---|----|---|------|----|-----|----|----|---|-----|--|
| | | | Beg | End | Dig | B | SV | N | CVCe | LV | R/L | AV | SJ | A | Der | |
| 1. Kstudent PlusPractice | PP | LN | 3 | 4 | 2 | 1 | 3 | 2 | 1 | | | | | | | |
| 2. Mstudent PlusPractice | btw PP/P | LN | 4 | 4 | 3 | 3 | 3 | 3 | 1 | 0 | | | | | | |
| 3. Ostudent PlusPractice | PP | LN | 4 | 3 | 1 | 2 | 2 | 1 | 2 | | | | | | | |
| 4. Rstudent PlusPractice | PP | LN | 4 | 4 | 3 | 2 | 1 | 3 | 1 | | | | | | | |
| 5. Sstudent PlusPractice | PP | LN | 4 | 4 | 3 | 0 | 4 | 0 | 0 | | | | | | | |
| 6. Tstudent PlusPractice | btw PP/P | LN | 3 | 3 | 2 | 3 | 2 | 1 | 1 | | | | | | | |

GROUP: 4