

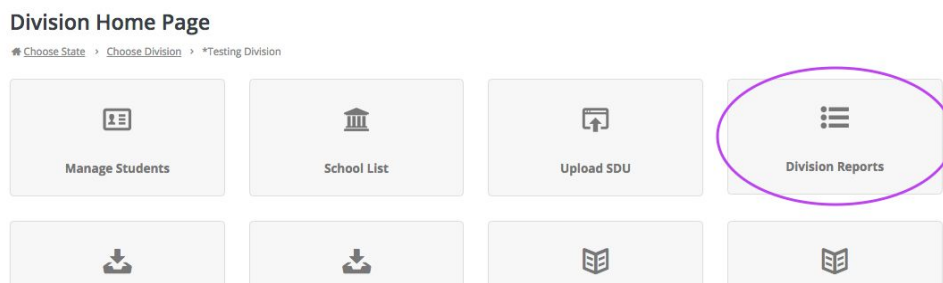
How many students did our district assess using PALS this year?

Administrators have a few options for finding out how many students have been assessed using PALS:

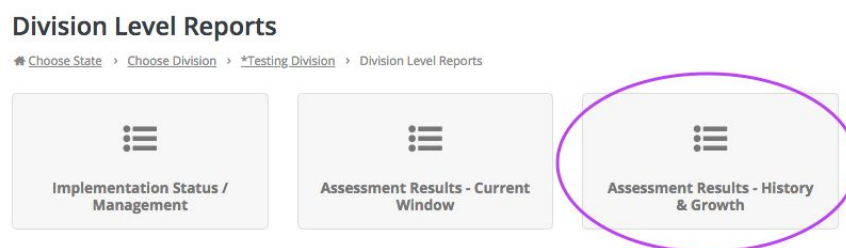
1. Total up the numbers from the Division History Report for fall and spring.
2. Download your data files for fall, mid-year, and spring to find out the specific students assessed during each window.
3. Contact our office to find out how many students had scores entered during a given school year.

To look at total number of students assessed during each window using the Division History Report:

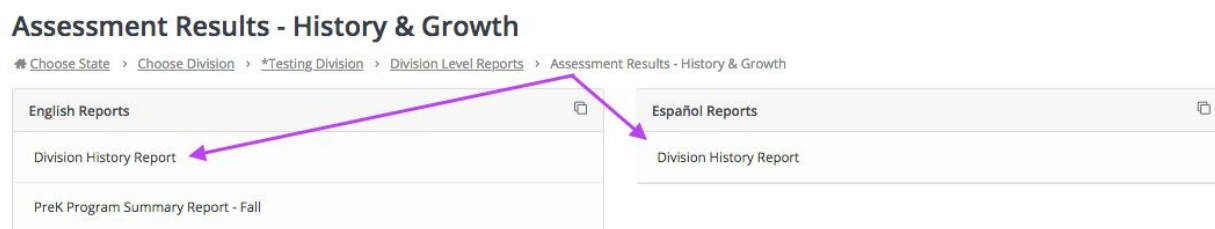
1. Click on “Division Reports” from your Division Home Page.



2. Click on “Assessment Results - History & Growth.”



3. Select “Division History Report” for English and/or Spanish assessments.



4. Look for the “# Screened” (or # Assessed for PreK) for each grade.
Which number is bigger, fall or spring? Use only the bigger number for each grade.

Division History Report



View by Date ⌵

Look for the larger number; here, it's the spring numbers.

Date	Grade	# Screened	# Fully assessed	# Identified	Percentage Id'd
2016-2017 Fall	Fourth Grade	694	693	100	14%
	Fifth Grade	736	734	180	24%
2016-2017 Spring	Fourth Grade	706	706	173	25%
	Fifth Grade	739	737	136	18%

5. Add these numbers together to estimate the total number of students who were at least screened using PALS during the given school year.

What about student changeover, though?

How do I know that the students in fall and spring are the same students?

This is why the Division History report only provides an *estimate* of the total number (unless you know that you had no student turnover at all).

If it's important to find out EXACTLY how many students were assessed during the whole year, you can:

- **Download your data files** from each window (Fall, Mid-Year, Spring) to analyze which students are appearing or not during each window.

OR

- **Contact our office** at support@palshelp.com to request this number, which we can generate through a query in our online system and will provide if you have a division-level account for the district in question.

Data Files

Choose State > Choose Division > *Testing Division > Data Files

English Data Files School Year: 2013 - 2014

PreK	Fall	Mid-Year	Spring
Kindergarten	Fall	Mid-Year	Spring
First grade	Fall	Mid-Year	Spring
Second grade	Fall	Mid-Year	
Third grade			Spring
Fourth grade			
Fifth grade			
Sixth grade			
Seventh grade			
Eighth grade			

Explanation of data fields: PreK K 1-3 4-8