

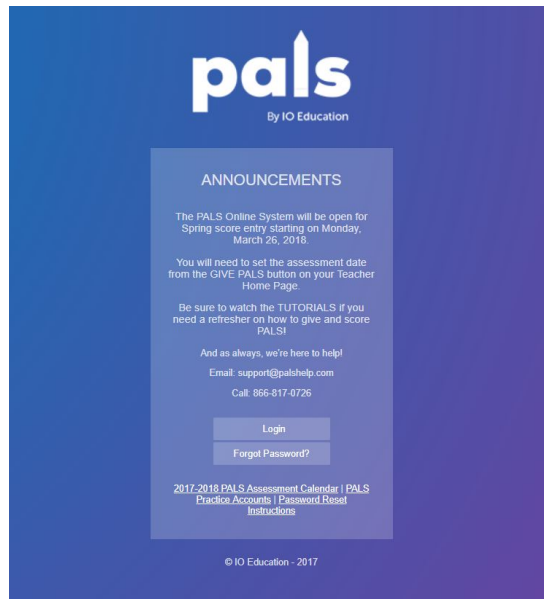
# Logging into your PALS Online account

Go to the PALS Online homepage at [www.palsk8.com](http://www.palsk8.com).

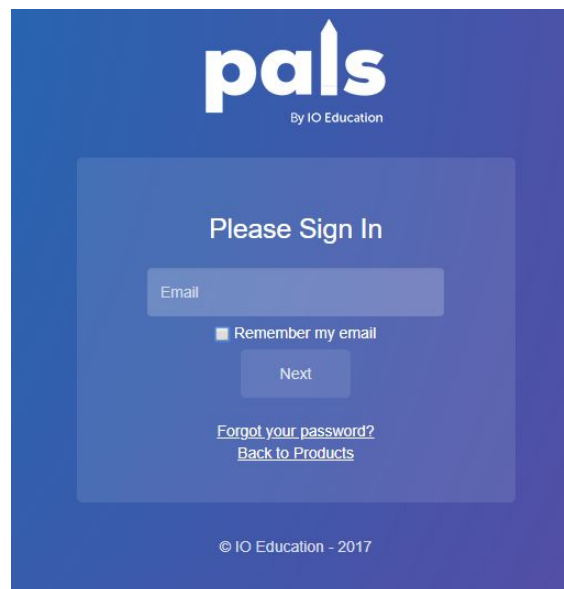
If you're a new user, you'll need to contact a school administrator or district administrator to create your account first.

If you're the division representative, you should have received an email confirming your account setup from [donotreply@casenex.com](mailto:donotreply@casenex.com). Contact [support@palshelp.com](mailto:support@palshelp.com) if you need assistance.

The login page has a new look with informative announcements!



Select 'Login' and enter your email address. Click 'Next' to enter your password and Sign in.









If you would like, you can reset your password using the "Forgot your password?" link.

Once you log in, you will see your administrative tab. If you are a teacher, it will look something like this:

### Teacher Home Page










🏠 [\\*Testing Division](#) > [School List](#) > [PALS Training School](#) > [Classrooms by Grade](#) > Demo Plus Teacher - First grade

 <b>Student List</b>	 <b>My Groups</b>	 <b>Class Reports</b>	 <b>Give Assessment</b> PALS PLUS
 <b>RTI Quick Check</b>	 <b>Instructional Resources</b>		

If you are an administrator, it will look something like one of these:










### Division Home Page

🏠 [Choose State](#) > [Choose Division](#) > Practice Division

 <b>Manage Students</b>	 <b>School List</b>	 <b>Upload SDU</b>	 <b>Division Reports</b>
 <b>Download Data Files</b>	 <b>Download Quick Check Data Files</b>	 <b>Instructional Resources</b>	 <b>PALS Resource Center</b>
 <b>Manage Division Roles</b>			

### School Home Page

🏠 [Choose State](#) > [Choose Division](#) > [Practice Division](#) > [School List](#) > Practice School 13

 <b>Manage Accounts</b>	 <b>Classrooms by Grade</b>	 <b>School Reports</b>	 <b>Instructional Resources</b>
 <b>Download Data Files</b>	 <b>Download Quick Checks Data Files</b>	 <b>Literacy Groups</b>	 <b>Intervention Groups</b>
 <b>PALS Resource Center</b>			

Explore the different tabs to discover all of the resources available in your PALS Online account!

*Always log out of your account and close your browser tab before sharing your computer with another user.*

## Having issues logging in? Check for...

- Are you on the correct login page at <https://palsk8.com/>?
- Do you need to [reset your password](#)? Please note that password reset emails arrive from [donotreply@casenex.com](mailto:donotreply@casenex.com).
- Have you cleared your cache/browsing history? (If not, clear the browsing history/cache in your browser settings.)
- Is there a firewall preventing web access? (If yes, make sure to add palsk8.com to your trusted sites under the settings.)
- Do you have a PALS Online account? (If not, please contact your school or district administrator to set up an account for you.)
- Has your account been assigned a class or administrative role for the current school year? (If not, please contact your school or district administrator to assign a class or role to you.)
- Was your email spelled correctly when your account was created? (Administrators can check this through the “Manage Accounts” link.)